

Ladeneinrichtungen und Zubehör
Agencement de magasins et fournitures



turbo

turbo



DITTA C+R Display snc
info@dittadisplay.ch
www.dittadisplay.ch

TMC Galleria, Thurgauerstr. 119,
8152 Glattpark / Opfikon ZH
TEL 043 495 06 61 FAX 043 495 06 62

Ch. des Champs-Courbes 1,
ZI En Vallaire Est, 1024 Ecublens VD
TEL 021 691 12 12 FAX 021 691 13 13

turbo



turbo



DITTA C+R Display snc
info@dittadisplay.ch
www.dittadisplay.ch

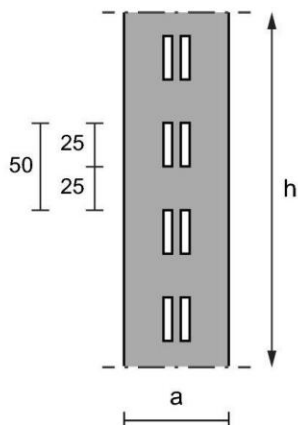

TMC Galleria, Thurgauerstr. 119,
8152 Glattpark / Opfikon ZH
TEL 043 495 06 61 FAX 043 495 06 62

Ch. des Champs-Courbes 1,
ZI En Vallaire Est, 1024 Ecublens VD
TEL 021 691 12 12 FAX 021 691 13 13

turbo

turbo





2000A/2001A/2002A/2003A/2004A/2005A

Montante asolato Ø 60 mm con asole su 4 linee ortogonali, PASSO 50 mm (con piastra filettata ad una estremità per attacco basi).





Slotted pillar Ø 60 mm with 4 orthogonal slots, PITCH 50 mm (with threaded plate at one end tube for attaching bases).

Montant rainuré Ø 60 mm, avec les rainures sur les 4 faces, PAS de 50 mm. (avec plaque filetée à une extrémité pour la fixation des bases).

Труба перфорированная Ш 60 мм с четырехсторонней перфорацией, ШАГ 50 ММ (с пластиной с резьбой на одном конце для крепления базы).



Sezione tubo
Tube size
Dimension du tube
Сечение трубы

	2000A	2001A	2002A	2003A	2004A	2005A
 mm	h = 3020 a = Ø 60 passo 50-Шаг 50	h = 2530 a = Ø 60 passo 50-Шаг 50	h = 2250 a = Ø 60 passo 50-Шаг 50	h = 1830 a = Ø 60 passo 50-Шаг 50	h = 1620 a = Ø 60 passo 50-Шаг 50	h = 850 a = Ø 60 passo 50-Шаг 50
 Kg	13,60	11,30	10,30	8,50	7,70	4,00
 Pcs/m ³	2	2	2	2	2	2
	CR V	CR V	CR V	CR V	CR V	CR V

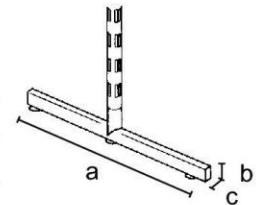


2007A / 2007B

Base a "T".
 "T" shaped base.
 Base a "T".
 База "Т"-образная.



	2007A	2007B
 mm	a = 770 b = 40 c = 20	a = 480 b = 40 c = 20
 Kg	1,35	0,93
 Pcs/m²	1	1
 Color	CR V	CR V

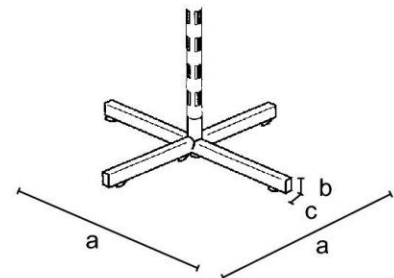


2008

Base a croce.
 Cross-shaped base.
 Base à croix.
 База крестообразная.



2008	
 mm	a = 735 b = 40 c = 20
 Kg	2,06
 Pcs/m²	1
 Color	CR V

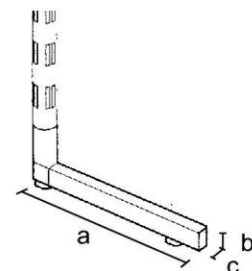



2009

Base a "L".
 "L" shaped base.
 Base à "L".
 База "L"-образная.



2009	
 mm	a = 420 b = 40 c = 20
 Kg	0,86
 Pcs/m²	1
 Color	CR V







**2010**

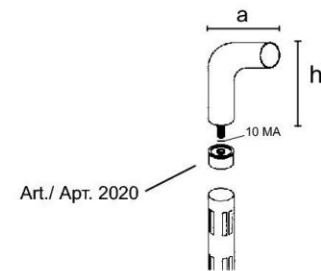
Raccordo verticale per attacco a muro a 90°. Tubo Ø 60 mm.

90° vertical wall fitting. Tube Ø 60 mm.

Raccord vertical à 90° pour fixation à paroi. Tube Ø 60 mm.

Соединитель вертикальный 90° для крепления к стене. Труба Ø 60 мм.

2010	
	h = 300 a = 300
	1,13
	1
	CR V



Art./ Арт. 2020

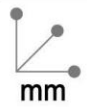



**2011**

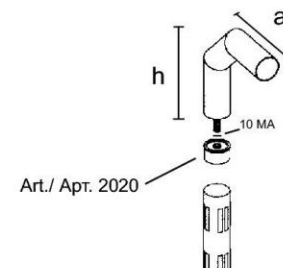
Raccordo verticale poligonale per attacco a muro. Tubo Ø 60 mm.

Vertical wall fitting. Tube Ø 60 mm.

Raccord vertical de fixation à paroi. Tube Ø 60 mm.

Соединитель вертикальный многоугольный для крепления к стене. Труба Ø 60 мм.

2011	
	h = 300 a = 300
	0,97
	1
	CR V



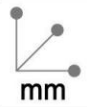



Art./ Арт. 2020

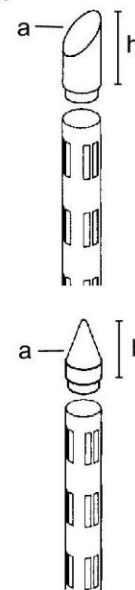


2012/2013

Capitelli per turbo a cilindro tagliato o con punta conica.
 Turbo system finishing elements : cylindrical or conical
 Element décoratif pour Turbo, cylindrique ou conique
 Декоративные наконечники для TURBO с цилиндром со срезом или конической формы.



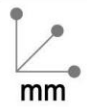



	2012	2013
 mm	h = 130 a = Ø 60	h = 130 a = Ø 60
 Kg	0,72	0,63
 Pcs/m ²	4	4
	LEGNO NATURALE/NOCE NATURAL/WALNUT WOOD BOIS NATUREL/NOYER ДЕРЕВО НАТУРАЛЬНЫЙ/ОРЕХ	LEGNO NATURALE/NOCE NATURAL/WALNUT WOOD BOIS NATUREL/NOYER ДЕРЕВО НАТУРАЛЬНЫЙ/ОРЕХ

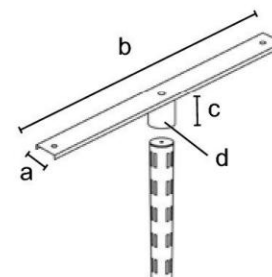



2014

Traversa per piani tavolo. (Usare con art. 2020).
 Counter plate support. (To use with art. 2020).
 Support pour panneaux comptoir. (Utiliser avec art. 2020).
 Поперечина для панели стола. (Использовать с арт. 2020).






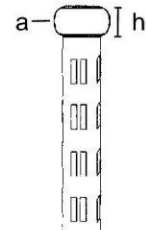
	2014
 mm	a = 75 b = 500 c = 110 d = Ø 70
 Kg	2,03
 Pcs/m ²	2
	CR V







**2015**

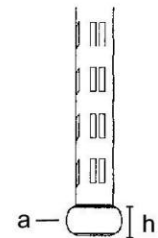
Capitello a boccia.
Bowl-shaped finishing element.
Element décoratif à boule.
Наконечник шарообразный.

2015	
 mm	h = 70 a = Ø 60
 Kg	0,60
 Pcs/m²	4
	LEGNO NATURALE/NOCE NATURAL/WALNUT WOOD BOIS NATUREL/NOYER ДЕРЕВО НАТУРАЛЬНЫЙ/ОРЕХ

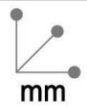



**2016**

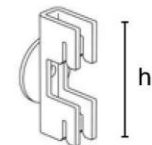
Piedino a boccia.
Bowl-shaped foot.
Pied à boule.
Ножка шарообразная.

2016	
 mm	h = 40 a = Ø 70
 Kg	0,54
 Pcs/m²	4
	LEGNO NATURALE/NOCE NATURAL/WALNUT WOOD BOIS NATUREL/NOYER ДЕРЕВО НАТУРАЛЬНЫЙ/ОРЕХ

**2217** Turbo passo 50 - Turbo Шар 50

Giunto universale per attacco a montante turbo.
Universal joint for turbo pillar fixing.
Fixation universelle pour fixage sur montant turbo.
Крепеж универсальный для крепления к трубе системы Turbo.

2217	
 mm	h = 50
 Kg	2,80
 Pcs/m²	50
	CR V





2018A Turbo passo 50 - Turbo Шар 50





Giunto ad espansione collegamento a tubo Ø 25 mm.

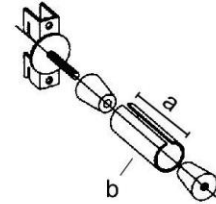
Joint between Ø 25 mm tube.

Joint de fixation du tube Ø 25 mm.

Крепеж с расширителем для присоединения трубы Ø 25 мм.

2018A

	a = 100 b = Ø 22	
mm		
	9,38	
	50	
	CR	V



2019





Boccia terminale completa di barretta filettata M10. (Usare con art. 2020).

Terminal ball with M10 threaded bar. (To use with art. 2020).

Boule terminale avec tige filetée M10. (Utiliser avec art. 2020).

Наконечник шарообразный M10. (Использовать с арт. 2020).

2019

	a = Ø 54 b = 23
mm	
	0,35
	5
	CR - ABS



2020





Inserto M10 per attacco art. 2010 - 2011 - 2014 - 2019.

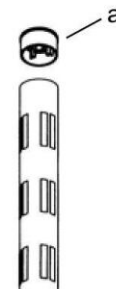
M10 fixing element art. 2010 - 2011 - 2014 - 2019.

Element M10 pour fixation art. 2010 - 2011 - 2014 - 2019.

Вставка для трубы M10 для крепления изд. 2010 - 2011 - 2014 - 2019.

2020

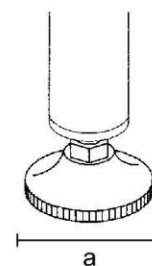
	a = Ø 60
mm	
	0,46
	10
	PL



**2021**

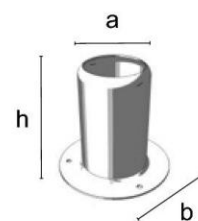
Piedino di regolazione M10.
Adjustable foot with M10 thread.
Pied réglable M10.
Ножка регулируемая M10.

2021	
	a = Ø 60
mm	
	0,78
	25
	PL

**2022**

Base fissaggio pavimento.
Floor fixing base.
Base pour fixage al plancher.
База для фиксации к стене или полу.

2022	
	h = 115 a = 70 b = Ø 120
mm	
	0,43
	1
	CR
	V





2023A Turbo passo 50 - Turbo Шар 50

Supporto passante per pannelli sp. 18 mm o griglie filo semplice con riduzione art. 6088.

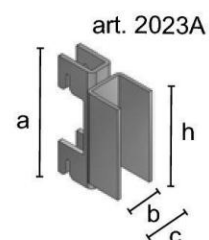
Passing support for panels 18 mm thick or single wire grills with reduction art. 6088.

Support passant pour panneaux 18 mm d'épaisseur ou grilles à fil simple avec réducteur art. 6088.

Держатель скользящий для панелей толщиной 18 мм или решеток с одинарной сеткой со вставкой-редуктором изд. 6088.

2023A

 mm	h = 53	
	a = 68	
	b = 19	
	c = 23	
 Kg	2,00	
 Pcs/m ²	20	
	CR	V



2224 Turbo passo 50 - Turbo Шар 50

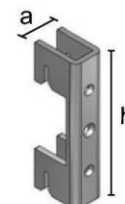
Attacco a parete universale.

Universal wall support.

Fixation universelle à paroi.

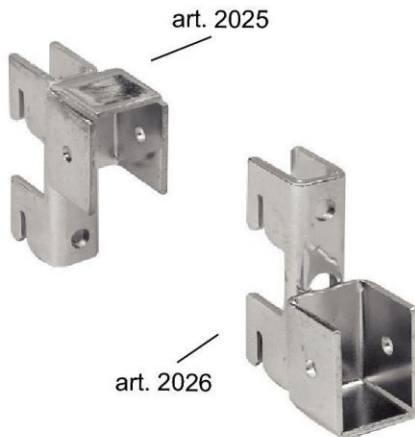
Крепление к стене универсальное.

art. 2224



2224

 mm	h = 68	
	a = 14,5	
 Kg	1,08	
 Pcs/m ²	25	
	CR	V



2025A / 2026A Turbo passo 50 - Turbo Шаг 50

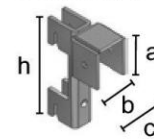
Supporto terminale per pannelli sp. 18 mm o griglie filo semplice con riduzione art. 6088.

Terminal support for panels 18 mm thick or single wire grills with reduction art. 6088.

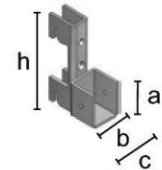
Support terminal pour panneaux 18 mm d'épaisseur ou grilles à fil simple avec réducteur art. 6088.


Держатель конечный для панелей толщиной 18 мм или решеток с одинарной сеткой со вставкой-редуктором изд. 6088.

art. 2025A



art. 2026A



	2025A	2026A
	h = 68 a = 27 b = 19 c = 23	h = 68 a = 27 b = 19 c = 23
	1,81	1,81
	25	25
	CR V	CR V



2027A Turbo passo 50 - Turbo Шаг 50

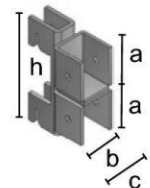
Supporto intermedio per pannelli sp. 18 mm o griglie filo semplice con riduzione art. 6088.

Intermediate support for panels 18 mm thick or single wire grills with reduction art. 6088.

Support intermédiaire pour panneaux 18 mm d'épaisseur ou grilles à fil simple avec réducteur art. 6088.

Держатель срединный для панелей толщиной 18 мм или решеток с одинарной сеткой со вставкой-редуктором изд. 6088.

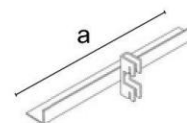
art. 2027A







2027A	
	h = 68 a = 27 b = 19 c = 23
	1,97
	20
	CR V

**2028A** Turbo passo 50 - Turbo Шар 50

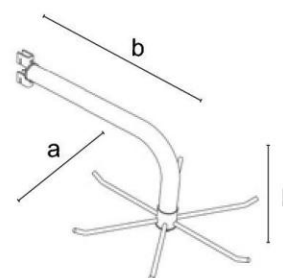
Mensola per ripiano centrale.
Central shelf bracket.
Console pour étagère centrale.
Кронштейн-опора для центральной полки.





**2028A**


	a = 300	
mm		
	1,21	
	5	
	CR	V

**2030A** Turbo passo 50 - Turbo Шар 50

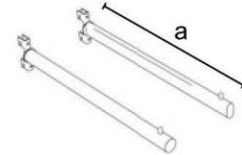
Braccio espositivo girevole.
Revolving exhibiting arm.
Bras exposant tournant.
Кронштейн-карусель.

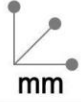



**2030A**

	h = 150 a = 290 b = 280	
mm		
	1,10	
	2	
	CR	V

**2260A/B** Turbo passo 50 - Turbo Шар 50

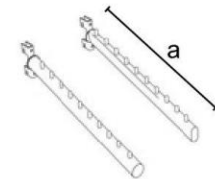
Braccio espositivo diritto.
 Straight exhibiting arm.
 Bras exposant droit.
 Кронштейн прямой.







	2260A	2260B
 mm	a = 400 Passo 50 - Шар 50 tubo / tube / tube / труба ø 25 mm	a = 400 Passo 50 - Шар 50 tubo ovale / oval tube tube ovale / овальная труба 30x15 mm
 Kg	1,66	1,64
 Pcs/m³	5	5
	CR V	CR V

**2262A/B** Turbo passo 50 - Turbo Шар 50

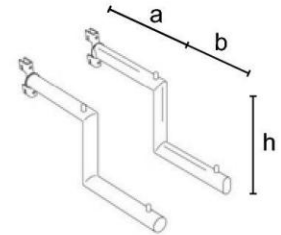
Braccio espositivo inclinato.
 Inclined exhibiting arm.
 Bras exposant incliné.
 Кронштейн наклонный.

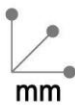





	2262A	2262B
 mm	a = 400 Passo 50 - Шар 50 tubo / tube / tube / труба ø 25 mm	a = 400 Passo 50 - Шар 50 tubo ovale / oval tube tube ovale / овальная труба 30x15 mm
 Kg	1,87	1,84
 Pcs/m³	5	5
	CR V	CR V

**2264A/B** Turbo passo 50 - Turbo Шар 50

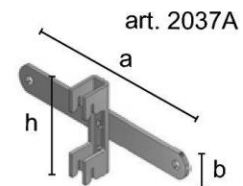
Braccio espositivo a "Z".
 "Z" exhibiting arm.
 Bras exposant à "Z".
 Кронштейн «Z»-образный.






	2035BP35	2264B
 mm	h = 150 a = 205 b = 175 Passo 50 - Шар 50 tubo / tube / tube / труба ø 25 mm	h = 150 a = 205 b = 175 Passo 50 - Шар 50 tubo ovale / oval tube tube ovale / овальная труба 30x15 mm
 Kg	0,83	0,82
 Pcs/m²	2	2
	CR V	CR V

**2037A** Turbo passo 50 - Turbo Шар 50

Piastrina ferma box centrale.
 Fixing plate for central box.
 Plaque de fixation du corps central.
 Пластика для крепления центрального бокса.

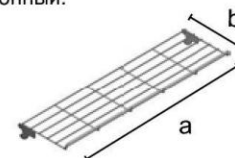


	2037A
 mm	h = 68 a = 150 b = 20
 Kg	0,22
 Pcs/m²	2
	CR V

**2038A** Turbo passo 50 - Turbo Шар 50

Portascarpe in filo diritto e inclinabile.
Straight and tiltable wire shoe support.
Support pour chaussures en fil droit ou incliné.
Экспозитор для обуви из решетки прямой наклонный.

a = interno piastre / plate inside
intérieur plaques / внутренняя сторона пластинки

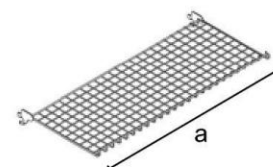


2038A		
 mm	a = 975 b = 265	
	2,81	
	2	
	CR	V

**2039A** Turbo passo 50 - Turbo Шар 50

Ripiano in griglia diritto ed inclinabile.
Straight and tiltable grill shelf.
Etagère en grille droit ou incliné.
Полка-решетка прямая и наклонная.

a = interno piastre / plate inside
intérieur plaques / внутренняя сторона пластинки



2039A		
 mm	a = 980	
	6,00	
	2	
	CR	V

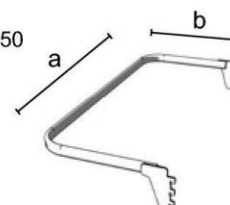
turbo

turbo



2040C/D Turbo passo 50 - Turbo Шар 50

Appendiabiti dritto.
Straight clothes rail.
Barre pour vêtements droite.
Вешалка для одежды прямая.



a = interno piastre / plate inside
intérieur plaques / внутренняя сторона пластинки



art. 2040A/B



art. 2040C/D


	2040C	2040D
mm	a = 980 b = 397 Passo 50 - Шар 50	a = 680 b = 397 Passo 50 - Шар 50
Kg	2,80	2,30
Pcs/m ²	2	2
	CR V	CR V

2041

Copritesta alettato per tubo Ø 60 mm.
Finned top cover for Ø 60 mm tube.
Couvretete à ailettes pour tube Ø 60 mm.
Заглушка с резьбой для трубы Ø 60 мм.



2041	
mm	a = Ø 60
Kg	0,43
Pcs/m ²	25
	CR PL

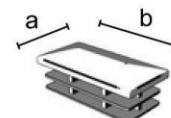



2042

Tappo rettangolare alettato 40x20 mm per tubo basi.
Rectangular finned cap 40x20 mm for tube bases.
Bouchon rectangulaire à ailettes 40x20 mm pour bases en tube.
Заглушка прямоугольная 40x20 мм для базовой трубы.



2042	
mm	a = 20 b = 40
Kg	0,25
Pcs/m ²	50
	CR PL





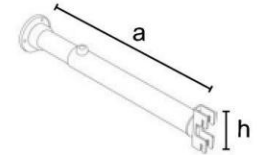
2045A Turbo passo 50 - Turbo Шар 50



Attacco a muro telescopico in tubo Ø 28 completo di prolunga in tubo Ø 25 e supporto parete.

Telescopic wall fixing tube Ø 28 mm with extension tube Ø 25 and wall support.

Fixation télescopique à paroi tube Ø 28 avec prolonge tube Ø 25 et support à paroi.

Крепление к стене раздвижное из трубы Ø 28 мм с выдвигаемым удлинителем из трубы Ø 25 мм и опорой для стены.



2045A	
	h = 68 a = min 180 max 290
	2,97
	1
	CR V



2046C/D Turbo passo 50 - Turbo Шар 50

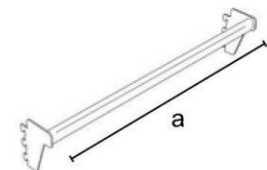
Traversa per attacco bracci espositori frontali, tubo ovale 30x15 mm.

Traverse for front exhibiting arms support, oval tube 30x15 mm.

Traverse pour le fixage de bras exposants frontaux, tube ovale 30x15 mm.

Поперечина для крепления фронтальных кронштейнов, овальная труба 30x15 мм.

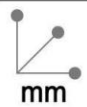



a = interno piastre / plate inside
intérieur plaques / внутренняя сторона пластинки



art. 2046A/B




art. 2046C/D

	2046C	2046D
	a = 980	a = 680
	1,94	1,60
	2	2
	CR V	CR V

turbo

turbo



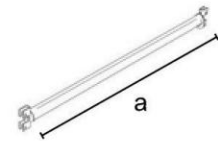
2053C/D Turbo passo 50 - Turbo Шаг 50





Traversa di collegamento in tubo ovale 30x15 mm.


Coupling cross arm in 30x15 mm oval tube.

Traverse de jonction en tube ovale 30x15 mm.

Поперечина соединительная из овальной трубы 30x15 мм.

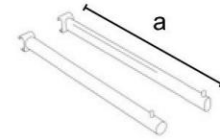






	2053C	2053D
 mm	a = 936	a = 636
 Kg	1,48	1,10
 Pcs/m³	2	2
	CR V	CR V



2054A/B

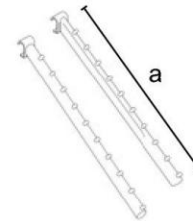
Braccio espositivo diritto con attacco a tubo ovale 30x15 mm.
 Straight exhibiting arm with 30x15 mm oval tube fixing.
 Bras exposant droit avec fixation à tube ovale 30x15 mm.
 Кронштейн прямой для крепления к овальной трубе 30x15 мм.







	2054A	2054B
 mm	a = 400 tubo / tube / tube / труба ø 25 mm	a = 400 tubo ovale / oval tube tube ovale / овальная труба 30x15 mm
 Kg	1,70	1,66
 Pcs/m²	5	5
	CR V	CR V

2055A/B

Braccio espositivo inclinato con attacco a tubo ovale 30x15 mm.
 Inclined exhibiting arm with 30x15 mm oval tube fixing.
 Bras exposant incliné avec fixation à tube ovale 30x15 mm.
 Кронштейн наклонный для крепления к овальной трубе 30x15 мм.

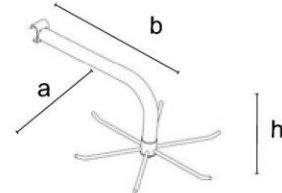


	2055A	2055B
 mm	a = 400 tubo / tube / tube / труба ø 25 mm	a = 400 tubo ovale / oval tube tube ovale / овальная труба 30x15 mm
 Kg	1,95	1,90
 Pcs/m²	5	5
	CR V	CR V



2056

Braccio espositivo girevole con attacco a tubo ovale 30x15 mm.
 Revolving exhibiting arm with 30x15 mm oval tube fixing.
 Bras exposant tournant avec fixation à tube ovale 30x15 mm.
 Кронштейн-карусель с креплением к овальной трубе 30x15 мм.



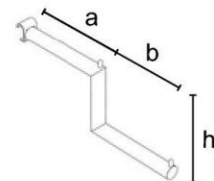
2056

	h = 150 a = 290 b = 280	
mm		
	1,13	
	2	
	CR	V



2057A/B


Braccio espositivo a "Z" con attacco a tubo ovale 30x15 mm.
 "Z" exhibiting arm with 30x15 mm oval tube fixing.
 Bras exposant à "Z" avec fixation à tube ovale 30x15 mm.
 Кронштейн «Z»-образный с креплением к трубе 30x15 мм.



2057A

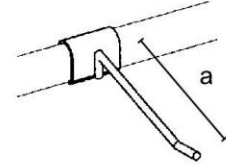
2057B

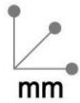


	h = 150 a = 205 b = 175 tubo / tube / tube / труба ø 25 mm	h = 150 a = 205 b = 175 tubo ovale / oval tube tube ovale / овальная труба 30x15 mm		
mm				
	0,83	0,87		
	2	2		
	CR	V	CR	V



2058A/B/C/D

Gancio porta blister con attacco a tubo ovale 30x15 mm.
Blister holder hook with 30x15 mm oval tube fixing.
Crochet porte-blister avec fixation à tube ovale 30x15 mm.
Крючок для блистеров с креплением к овальной трубе 30x15 мм.

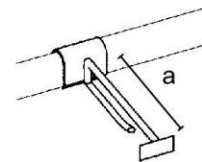


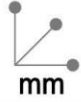



	2058A		2058B		2058C		2058D	
 mm	a = 100		a = 150		a = 200		a = 300	
 Kg	0,38		0,43		0,52		0,63	
 Pcs/m³	5		5		5		5	
	CR	V	CR	V	CR	V	CR	V



2059A/B/C

Gancio porta blister con attacco a tubo ovale 30x15 mm con piastrina porta prezzi.
Blister holder hook with 30x15 mm oval tube fixing with price holder fixing.
Crochet porte-blister avec fixation à tube ovale 30x15 mm avec plaquette porte-pièces.
Крючок для блистеров с креплением к овальной трубе 30x15 мм с пластинкой для ценника.



	2059A		2059B		2059C	
 mm	a = 150		a = 200		a = 300	
 Kg	0,27		0,37		0,47	
 Pcs/m³	2		2		2	
	CR	V	CR	V	CR	V

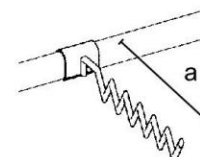


2060

Supporto espositore inclinato a cremagliera con attacco a tubo ovale 30x15 mm.
Inclined exhibiting rack support with 30x15 mm oval tube fixing.

Supporte exposant incliné à crémaillère avec fixation à tube ovale 30x15 mm.

Кронштейн волнообразный с креплением к овальной трубе 30x15 мм.



2060

	a = 290	
mm		
	1,00	
	5	
	CR	V

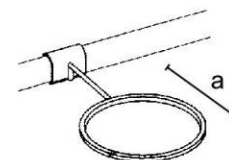
2061A/B

Portapallone con attacco a tubo ovale 30x15 mm.

Ball holder with oval tube fixing 30x15 mm.

Porte-ballons avec fixation à tube ovale 30x15 mm.


Экспозитор для мячей с креплением к овальной трубе 30x15 мм.




2061A





2061B

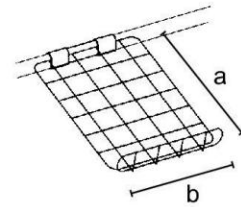
	a = Ø 150	a = Ø 90		
mm				
	0,78	0,70		
	5	5		
	CR	V	CR	V

**2062**

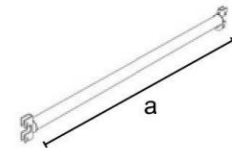
Porta camicie inclinato con attacco ovale 30x15 mm.
Inclined shirt holder with 30x15 mm oval fixing.
Port-chemises inclin e avec fixation ovale 30x15 mm.
Экспозитор для рубашек в виде решетки с
креплением к овальной трубе 30x15 мм.







2062		
	a = 360 b = 250	
	0,94	
	2	
	CR	V

**2063C/D** Turbo passo 50 - Turbo Шар 50

Traversa di collegamento in tubo Ø 25 mm.
Coupling cross support tube Ø 25 mm.
Support de jonction en tube Ø 25 mm.
Поперечина соединительная Ø 25 мм.



	2063C	2063D		
	a = 936	a = 636		
	1,50	1,05		
	2	2		
	CR	V	CR	V

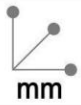



turbo

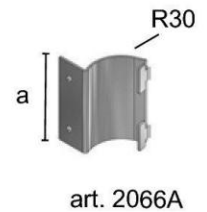
turbo



2066A Turbo passo 50 - Turbo Шар 50

Supporto su montante "turbo" Ø 60 mm per aggancio fondali o pannelli decorativi.
Support on "Turbo" pillar Ø 60 mm for decorative panel fixing.
Support sur montant "Turbo" Ø 60 mm pour le fixation de panneaux décoratifs.
Держатель трубы системы Turbo Ø 60 мм для крепления декоративных панелей.

2066A	
	a = 72
	0,36
	5
	CR V








turbo

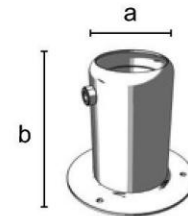
turbo



2081

Base telescopica fissaggio a muro o pavimento.
Wall or floor fixing base.
Base pour fixage au mur ou au pavementation.
База выдвигающая для крепления к стене или полу.






2081	
	a = 70 b = 115
	0,70
	1
	CR
	V

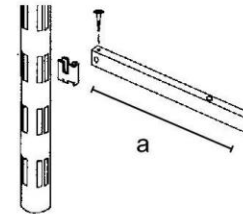


2082A/B

Traversa di collegamento in tubo rettangolare 40x20 mm con giunti per attacco montante.
Connection traverse in 40x20 mm rectangular tube with joints for pillar connection.
Traverse de jonction en tube rectangulaire 40x20 mm avec joints pour fixation avec montant.
Поперечина соединительная из прямоугольной трубы 40x20 мм с креплением к перфорированной трубе.








2082A		2082B	
	a = 936	a = 636	
	2,70	1,86	
	2	2	
	CR	V	
			V

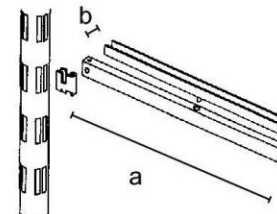


2083A

Canalina supporto pannello (sp. 18 mm) da montare con art. 2082A.
"U" shaped panel-support (thick panel 18 mm) to mount with art. 2082A.
Porte panneau à "U" (panneau ep. 18 mm) à monter avec art. 2082A.
Рейка-держатель панели «U» (толщ 18 мм) образная для крепления к изд. 2082A.







2083A	
	a = 920 b = 22
	1,25
	2
	CR
	V

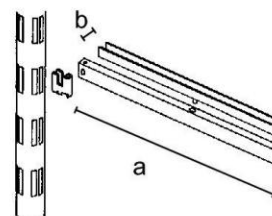




2084A

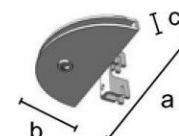
Canalina supporto pannello (sp.18 mm) da montare con art. 2082A.
 "U" shaped panel-support (thick panel 18 mm) to mount with art. 2082A.
 Porte panneau à "U" (panneau ép. 18 mm) à monter avec art. 2082A.
 Рейка-держатель панели «U» (толщ 18 мм) образная для крепления к изд. 2082A.





2084A	
	a = 620 b = 22
	0,90
	2
	CR
	V



2087A Turbo passo 50 - Turbo Шар 50

Supporto per ripiani in cristallo centrale.
 Central support for crystal shelves.
 Support central pour plateaux en crystal.
 Держатель центральный стеклянных полок.

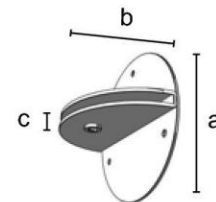


2087A	
	a = 120 b = 55 c = 7
	0,47
	2
	CR
	V

**2088**

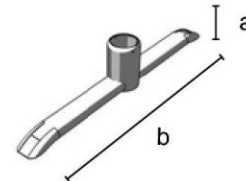
Supporto a muro/parete per cristallo.
Wall support for crystal shelf.
Support à mur pour plateau en crystal.
Держатель фиксируемый к стене стеклянных полок.

2088		
	a = 170 b = 58 c = 7	
mm		
	0,35	
	1	
	CR	V

**2089**

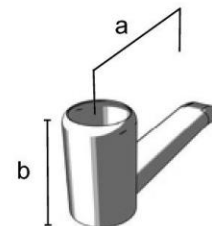
Base a "T" in tubo ovale per montante asolato.
"T" shaped base with oval tube for pillar.
Base à "T" avec tube ovale pour montant.
База «Т» - образная из овальной трубы для перфорированной трубы.


2089		
	a = 110 b = 600	
mm		
	1,11	
	1	
	CR	V

**2090**

Base a "L" in tubo ovale per montante asolato.
"L" shaped base with oval tube for pillar.
Base à "L" avec tube ovale pour montant.
База «L» - образная из овальной трубы для перфорированной трубы.

2090		
	a = 300 b = 110	
mm		
	0,72	
	1	
	CR	V



**2091**

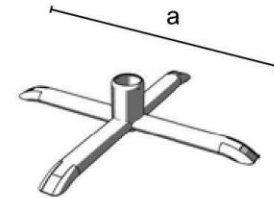
Base a croce in tubo ovale per montante asolato.

Cross-shaped base with oval tube for pillar.

Base à croix avec tube ovale pour montant.

База крестообразная из овальной трубы для перфорированной трубы

2091	
	a = 600
	1,91
	1
	CR
	V

**2098A** Turbo passo 50 - Turbo Шар 50

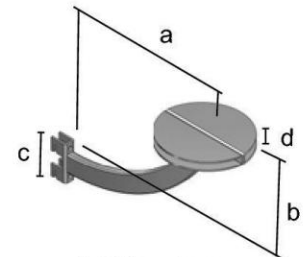
Supporto passante per ripiani in cristallo.

Crossing support for crystal shelves.

Support pour étagères en cristal.

Полкодержатель для стеклянных полок.

2098A	
	a = 208 b = 110 c = 68 d = 9
	0,63
	1
	CR
	V



Cristallo sp. 8 mm.
Стекло толщ. 8 мм

**2099ADX/SX** Turbo passo 50 - Turbo Шар 50

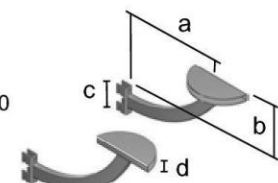
Coppia di supporti per ripiani in cristallo.

Support for crystal shelves (pair).

Support pour étagères en cristal (couple).

Пара полкодержателей для стеклянных полок.

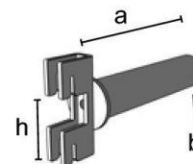
2099ADX/SX	
	a = 208 b = 110 c = 68 d = 9
	0,87
	1 dx-1 sx
	CR
	V



Cristallo sp. 8 mm.
Стекло толщ. 8 мм

**2102A** Turbo passo 50 - Turbo Шар 50

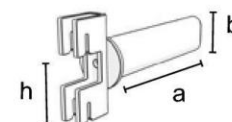
Supporto appenderia per tubo Ø 25 mm.
Clothes support for Ø 25 mm tube.
Support porte-vêtements pour tube Ø 25 mm.
Держатель трубы-вешала Ø 25 мм.

**2102A**

	h = 50 a = 100 b = 22	
mm		
	0,25	
	2	
	CR	V

**2103A** Turbo passo 50 - Turbo Шар 50

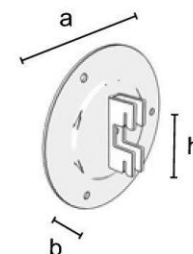
Supporto appenderia per tubo ovale 30x15 mm.
Clothes support for 30x15 mm oval tube.
Support porte-vêtements pour tube ovale 30x15 mm.
Держатель овальной трубы-вешала 30x15 мм.

**2103A**


	h = 50 a = 100 b = 24	
mm		
	0,17	
	2	
	CR	V

**2104A** Turbo passo 50 - Turbo Шар 50

Attacco a muro o ferma box.
Wall support or box stopper.
Fixation à mur ou ferme-cabinet.
Крепление к стене или фиксация бокса.





**2104A**

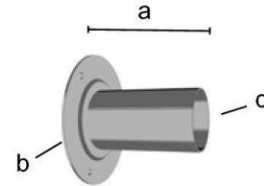
	h = 50 a = 120 b = 20	
mm		
	0,43	
	2	
	CR	V



2108

Elemento per il fissaggio a muro per l'art. 2109.
 Fixing element for art. 2109.
 Element de fixation pour art. 2109.
 Элемент для крепления к стене изделия 2109.





2108	
	a = 100 b = Ø 120 c = 55
	0,43
	1
	CR
	V

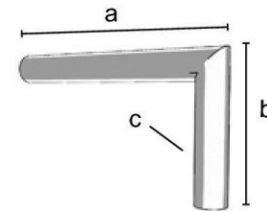


2109

Raccordo verticale per attacco a muro a 90° a spigolo vivo.
 90° vertical wall fitting.
 Raccord vertical à 90° pour fixation à paroi.
 Вертикальное соединение для крепления к стене под углом 90°.







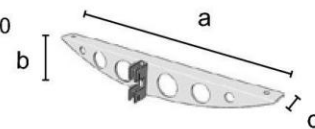
2109	
	a = 350 b = 250 c = Ø 60
	1,20
	1
	CR
	V



2128A Turbo passo 50 - Turbo Шар 50

Mensola per ripiano centrale.
 Central shelf bracket.
 Console pour étagère centrale.
 Полкодержатель для центральной полки.

2128A	
	a = 350 b = 42 c = 25
	0,71
	2
	CR
	V







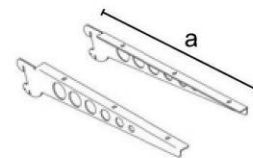


2243DX/SX Turbo passo 50 - Turbo Шаг 50

Coppia di mensole con fori circolari.
Shelf bracket (straight-inclined) with circular holes (Pair).
Supports étagère (droit-inclinable) avec trous ronds (Couple).
Полкодержатель с отверстиями (Пара).

2243DX/SX





	a = 370	
mm		
	0,68	
	1 dx-1sx	
	CR	V

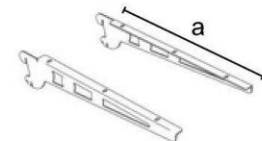



2244DX/SX Turbo passo 50 - Turbo Шаг 50

Coppia di mensole con fori triangolari.
Shelf bracket (straight-inclined) with triangular holes (Pair).
Supports étagère (droit-inclinable) avec trous triangulaires (Couple).
Полкодержатель с треугольными отверстиями (Пара).

2244DX/SX

	a = 390	
mm		
	0,68	
	1 dx-1sx	
	CR	V





2245ADX/SX Turbo passo 50 - Turbo Шар 50


Coppia supporti per traversa tubo ovale (art. 4000L - 30x15 mm).

Supports for oval tube bar (art. 4000L - 30x15 mm).





Supports pour barre en tube ovale (art. 4000L - 30x15 mm).

Пара полкодержателей для поперечины из овальной трубы (арт. 4000L - 30x15 мм).

Accessori compatibili / compatible accessories
accessoires compatibles / совместимые аксессуары:
Art./ Арт. 2054A/B, 2055A/B, 2056, 2057A/B,
2058A/B/C/D, 2059A/B/C, 2060, 2061A/B, 2062.



2245ADX/SX

	a = 80 b = 50	
	0,23	
	1 dx-1 sx	
	CR	V



2247DX/SX Turbo passo 50 - Turbo Шар 50

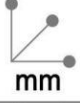



Coppia di mensole a sbalzo diritta e inclinabile a 2 denti.

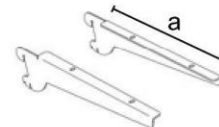
Straight and tiltable overhanging two-teeth bracket (Pair).

Console droite et inclinable à deux ergots en saillie (Couple).

Полкодержатель откидной прямой и наклонный с 2 зубцами (Пара).

2247DX/SX

	a = 260	
	0,60	
	1 dx-1sx	
	CR	V



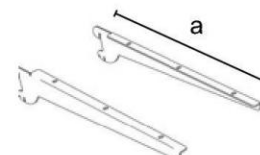
turbo

turbo



2248ADX/SX

Coppia di mensole a sbalzo diritta e inclinata a 2 denti, sp. 2.
Straight and inclined overhanging two-teeth bracket, thick 2 (Pair).
Console droite ou inclinée à deux ergots en saillie, ep. 2 (Couple).
Полкодержатель откидной прямой и наклонный с 2 зубцами, толщ. 2 (Пара).



2248ADX/SX

	a = 390	
	0,61	
	1 dx-1sx	
	CR	V

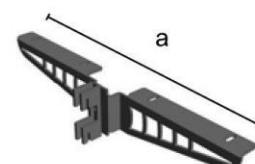


9028A Turbo passo 50 - Turbo Шар 50

Mensola centrale per montanti asolati.
Central shelf support for slotted pillar.
Support étagère central pour le montant à boutonnière.
Центральный полкодержатель для стойки.

9028A

	a = 300	
	0,60	
	2	
	CR	V



TURBO 2000				
articolo	descrizione	cromato	verniciato	pl/legno/ns
2000A	MONTANTE ASOLATO Ø 60 L.= 3020 MM. PASSO 50	97.00	91.00	
2001A	MONTANTE ASOLATO Ø 60 L.= 2530 MM. PASSO 50	84.00	78.00	
2002A	MONTANTE ASOLATO Ø 60 L.= 2250 MM. PASSO 50	78.00	71.00	
2003A	MONTANTE ASOLATO Ø 60 L.= 1830 MM. PASSO 50	68.00	62.00	
2004A	MONTANTE ASOLATO Ø 60 L.= 1620 MM. PASSO 50	62.00	55.00	
2005A	MONTANTE ASOLATO Ø 60 L.= 850 MM.PASSO 50	32.50	26.00	
2007A	BASE A "T" MM. 770	38.00	36.50	
2007B	BASE A "T" MM. 480	38.00	33.50	
2008	BASE A CROCE	61.00	55.00	
2009	BASE A "L"	27.00	22.50	
2010	RACCORDO VERTICALE PER ATTACCO A MURO A 90°	45.50	35.00	
2011	RACCORDO VERTICALE POLIGONALE PER ATTACCO A MURO	64.00	53.00	
2012	CAPITELLO PER TURBO			14.50
2013	CAPITELLO PER TURBO CON PUNTA CONICA			14.50
2014	TRAVERSA PER PIANI TAVOLO	25.50	22.00	
2015	CAPITELLO A BOCCIA			14.50
2016	PIEDINO A BOCCIA			14.50
2217	GIUNTO UNIVERSALE ATTACCO A MONTANTE TURBO PASSO 50	2.90	2.90	
2018A	GIUNTO ESPANS. COLLEG. TUBO Ø 25 MM. ATTACCO TURBO P. 50	5.00	4.70	
2019	BOCCIA TERMINALE COMPLETA DI BARRETTA FILETTATA M10			5.70
2020	INSERTO TERM. M10 PER ATTACCO ART.2014-2019-2021 E RUOTE			1.60
2021	PIEDINO DI REGOLAZIONE M10			1.30
2022	BASE FISSAGGIO A PAVIMENTO	18.00	14.50	
2023A	SUPP. PASSANTE PANNELLI-GRIGLIE C/RIDUZ. ART. 6088 P. 50	6.60	5.90	
2224	ATTACCO A PARETE UNIVERSALE PASSO 50	2.30	2.30	
2025A	SUPP. TERMINALE PANNELLI-GRIGLIA C/RIDUZ. ART. 6088 P. 50	5.50	5.50	
2026A	SUPP. TERMINALE PANNELLI-GRIGLIA C/RIDUZ. ART. 6088 P. 50	5.50	5.50	
2027A	SUPP. INTERMEDIO PANNELLI-GRIGLIE C/RIDUZ. ART. 6088 P. 50	9.50	9.50	
2028A	MENSOLA PER RIPIANO CENTRALE MM. 300 PASSO 50	6.40	6.10	
2030A	BRACCIO ESPOSITIVO GIREVOLE PASSO 50	29.00	26.50	
2260A/B	BRACCIO ESPOSITIVO DIRITTO TUBO Ø 25 MM./OVALE 30X15 MM.	11.00	10.00	
2262A/B	BRACCIO ESPOSITIVO INCLINATO TUBO Ø 25 MM./OVALE 30X15 MM.	13.00	11.50	
2264A/B	BRACCIO ESPOSITIVO A "Z" TUBO Ø 25 MM./OVALE 30X15 MM.	25.50	23.00	
2037A	PIASTRINA FERMA BOX CENTRALE PASSO 50	7.60	5.00	
2038A	PORTA SCARPE IN FILO DIRITTO E INCLINABILE PASSO 50	26.50	22.50	
2039A	RIPIANO IN GRIGLIA DIRITTO E INCLINABILE PASSO 50	51.00	44.00	
2040C	APPENDIABITI DIRITTO 980 MM. PASSO 50	17.50	16.00	
2040D	APPENDIABITI DIRITTO 680 MM. PASSO 50	16.00	14.50	
2041	COPRITESTA ALETTATO PER TUBO Ø 60 MM.	1.60	1.10	
2042	TAPPO RETTANGOLARE ALETTATO 40X20 MM. PER TUBO BASI	0.70	0.30	
2045A	ATTACCO MURO TELESC. Ø 28 CON PROLUNGA Ø 25 E SUPP. P. 50	21.00	15.00	
2046C	TRAVERSA ATTACCO BRACCI ESPOSITORI FRONT. P. 50 MM. 980	16.00	14.50	
2046D	TRAVERSA ATTACCO BRACCI ESPOSITORI FRONT. P. 50 MM. 680	14.50	13.00	
2053C	TRAV. COLLEG. TB 30X15 MM 936 ANCHE AGG. 2054/2062 P. 50	19.00	17.50	
2053D	TRAV. COLLEG. TB 30X15 MM 636 ANCHE AGG. 2054/2062 P. 50	16.00	14.50	
2054A	BRACCIO ESP. DIRITTO IN TUBO Ø 25 MM C/ATTACCO TB 30X15	11.00	10.00	
2054B	BRACCIO ESP. DIRITTO IN TUBO 30X15 MM C/ATTACCO TB OVALE	11.00	10.00	
2055A	BRACCIO ESP. INCLIN. IN TUBO Ø 25 MM C/ATTACCO TB 30X15	13.00	11.50	
2055B	BRACCIO ESP. INCLIN. IN TUBO 30X15 MM C/ATTACCO TB OVALE	13.00	11.50	
2056	BRACCIO ESP. GIREVOLE C/ATTACCO TUBO OVALE 30X15 MM.	29.00	26.50	
2057A	BRACCIO ESP. A "Z" TUBO Ø 25 MM. C/ATTACCO TUBO OVALE	25.50	23.00	
2057B	BRACCIO ESP. A "Z" TB OVALE 30X15 MM C/ATTACCO TB OVALE	25.50	23.00	
2058A	GANCIO PORTABLISTER C/ATTACCO A TB. OVALE MM. 100	5.00	4.40	
2058B	GANCIO PORTABLISTER C/ATTACCO A TB. OVALE MM. 150	5.10	4.50	
2058C	GANCIO PORTABLISTER C/ATTACCO A TB. OVALE MM. 200	5.50	4.70	
2058D	GANCIO PORTABLISTER C/ATTACCO A TB. OVALE MM. 300	5.80	4.80	
2059A	GANCIO PORTABLISTER. C/ATT. TB OVALE C/PIASTR. P.PZ MM 150	7.70	6.40	
2059B	GANCIO PORTABLISTER. C/ATT. TB OVALE C/PIASTR. P.PZ MM 200	7.90	6.60	
2059C	GANCIO PORTABLISTER. C/ATT. TB OVALE C/PIASTR. P.PZ MM 300	8.00	7.20	
2060	SUPP. ESPOS. INCLINATO A CREMAGLIERA C/ATTACCO TB OVALE	8.50	7.60	
2061A	PORTAPALLONE C/ATTACCO A TB. OVALE 30X15 MM. 150	10.00	8.80	
2061B	PORTAPALLONE C/ATTACCO A TB. OVALE 30X15 MM. 90	10.00	8.80	
2062	PORTA CAMICIE INCLINATO C/ATTACCO OVALE 30X15 MM.	18.50	14.50	
2063C	TRAVERSA DI COLLEGAMENTO IN TB. Ø 25 L=936 MM. PASSO 50	19.00	17.50	
2063D	TRAVERSA DI COLLEGAMENTO IN TB. Ø 25 L=636 MM. PASSO 50	16.00	14.50	

2066A	SUPPORTO SU MONTANTE TURBO Ø 60 MM. - P. 50	7.30	6.60
2081	BASE TELESCOPICA FISSAGGIO A MURO O PAVIMENTO	21.00	19.50
2082A	TRAVERSA COLL.TB RETT.40X20 C/GIUNTI ATT.MONT.L=936 MM.	26.50	23.50
2082B	TRAVERSA COLL.TB RETT.40X20 C/GIUNTI ATT.MONT.L=636 MM.	25.00	22.50
2083A	CANALINA SUPP. PANNELLO DA MONTARE C/ART. 2082A 19 MM.	18.50	15.50
2084A	CANALINA SUPP. PANNELLO DA MONTARE C/ART. 2082B 19 MM.	18.50	16.50
2087A	SUPPORTO PER RIPIANO IN CRISTALLO CENTRALE PASSO 50	14.50	13.50
2088	SUPPORTO A MURO/PARETE PER CRISTALLO	14.50	13.50
2089	BASE A "T" IN TUBO OVALE PER MONTANTE ASOLATO MM. 600	54.00	46.50
2090	BASE A "L" IN TUBO OVALE PER MONTANTE ASOLATO	38.50	33.00
2091	BASE A CROCE IN TUBO OVALE PER MONTANTE ASOLATO	78.00	72.00
2098A	SUPP. PASSANTE PER RIPIANI IN CRISTALLO SU MONT. P. 50	29.00	25.50
2099ADX/SX	SUPP. PER RIPIANI IN CRISTALLO SU MONT. TURBO P. 50	52.00	43.50
2102A	SUPPORTO APPENDERIA PER TUBO Ø 25 MM. PASSO 50	8.00	6.60
2103A	SUPPORTO APPENDERIA PER TUBO OVALE 30X15 MM. PASSO 50	8.00	6.60
2104A	ATTACCO A MURO O FERMA BOX PASSO 50	10.00	9.20
2108	ELEMENTO PER FISSAGGIO A MURO PER ART. 2109	12.50	10.00
2109	RACCORDO VERT. PER ATTACCO A MURO 90° A SPIGOLO VIVO	39.50	35.50
2128	MENSOLA PER RIPIANO CENTRALE PASSO 35	13.00	12.00
2128A	MENSOLA PER RIPIANO CENTRALE PASSO 50	13.00	12.00
2243DX/SX	MENSOLA CON FORI CIRCOLARI DX PASSO 50	11.50	11.50
2244DX/SX	MENSOLA CON FORI TRIANGOLARI DX PASSO 50	11.50	11.50
2245ADX/SX	COPPIA SUPPORTI PER TRAVERSA TUBO OVALE PASSO 50	11.50	10.50
2247DX/SX	MENSOLA A SBALZO DIR. E INCLIN. A 2 DENTI L=250 MM. P. 50	11.00	11.00
2248DX/SX	MENS. A SBALZO DIR. E INCLIN. 2 DENTI L=380 MM. P. 50 MM.2,5	10.50	10.50
9028A	MENSOLA CENTRALE PASSO 50	16.50	15.00

Preise ab unseren Lokalitäten. Preisänderung vorbehalten.

Diese Preisliste annulliert die vorhergehende.

Lieferfrist ca. 4 Wochen ab Auftragsbestätigung. **Exkl. MwSt**

Fotos, Farben und Grössen können vom Original abweichen.

Prix départ de nos locaux. Sous réserve de modifications. **TVA non incluse**

La présente liste annule et remplace toute précédente liste.

Délai de livraison hors stock, env. 4 sem. dès confirmation commande.

Photos, couleurs et mesures non contractuelles.

DITTA C+R Display snc
info@dittadisplay.ch
www.dittadisplay.ch

TMC Galleria, Thurgauerstr. 119,
8152 Glattpark / Opfikon ZH
 TEL 043 495 06 61 FAX 043 495 06 62

Ch. des Champs-Courbes 1,
ZI En Vallaire Est, 1024 Ecublens VD
 TEL 021 691 12 12 FAX 021 691 13 13