

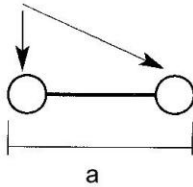
# traliccio



## 7000A / 7000B / 7000C / 7000D / 7000E



7000  
tubo ø 25 mm  
tube ø 25 mm  
tube ø 25 mm  
труба ø 25 мм



Montante traliccio a 2 tubi.  
2-tube lattice pillar.  
Montant treillis à 2 tubes.  
Лестница двойная.

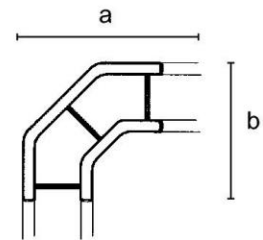
	7000A		7000B		7000C		7000D		7000E	
mm	h = 488 a = 150		h = 688 a = 150		h = 1188 a = 150		h = 2188 a = 150		h = 2988 a = 150	
Kg	3,60		5,10		8,80		16,10		22,00	
Pcs/m³	5		5		5		5		5	
	CR	V	CR	V	CR	V	CR	V	CR	V

## 7001



Curva verticale a 2 tubi.  
Vertical 2 tube curve.  
Courbe verticale à 2 tubes.  
Дуга вертикальная из лестницы двойной.

7001	
mm	a = 300 b = 300
Kg	2,92
Pcs/m³	5
	CR      V

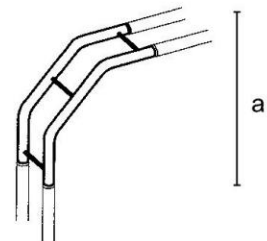


## 7002



Curva orizzontale a 2 tubi.  
Horizontal 2 tube curve.  
Courbe horizontale à 2 tubes  
Дуга горизонтальная из лестницы двойной.

7002	
mm	a = 300
Kg	3,75
Pcs/m³	5
	CR      V



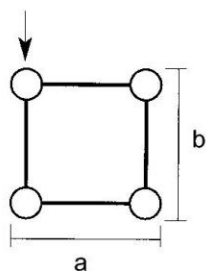






## 7003A / 7003B / 7003C / 7003D / 7003E

Montante traliccio a 4 tubi.  
4-tube lattice pillar.  
Montant treillis à 4 tubes.  
Лестница четверная.



7003  
tubo ø 25 mm  
tube ø 25 mm  
tube ø 25 mm  
труба ø 25 мм

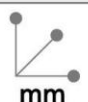





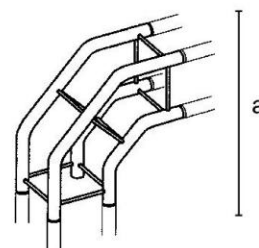
	7003A		7003B		7003C		7003D		7003E	
 mm	h = 488 a = 150 b = 150		h = 688 a = 150 b = 150		h = 1188 a = 150 b = 150		h = 2188 a = 150 b = 150		h = 2988 a = 150 b = 150	
 Kg	1,76		2,50		4,30		7,80		10,65	
 Pcs/m²	1		1		1		1		1	
	CR	V	CR	V	CR	V	CR	V	CR	V

## 7006

Curva a 90° a 4 tubi.  
4 tube 90° curve.  
Courbe à 90° à 4 tubes.  
Дуга из лестницы четверной 90°.



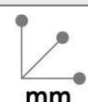



7006	
 mm	a = 300
 Kg	1,36
 Pcs/m²	1
	CR      V

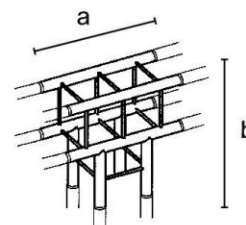



## 7007

Raccordo 3 vie a 4 tubi.  
4 tube 3 way fitting.  
Raccord à 3 voies à 4 tubes.  
Соединение с 3 направлениями из лестницы четверной.







7007	
 mm	a = 450 b = 300
 Kg	2,07
 Pcs/m²	1
	CR      V

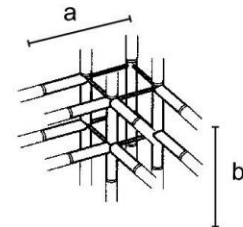




## 7008

Raccordo angolare 3 vie a 4 tubi.  
4 tube 3 way angular fitting.  
Raccord angulaire à 3 voies à 4 tubes.  
Соединение с 3 направлениями из лестницы четверной.

7008	
 mm	a = 300 b = 300
 Kg	2,07
 Pcs/m³	1
	CR      V

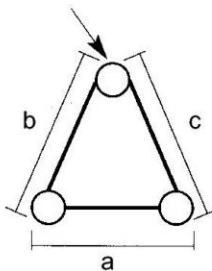






## 7009A / 7009B / 7009C / 7009D / 7009E

Montante triangolare.  
Triangular pillar.  
Montant triangulaire.  
Лестница тройная.



7009  
tubo ø 25 mm  
tube ø 25 mm  
tube ø 25 mm  
труба ø 25 мм







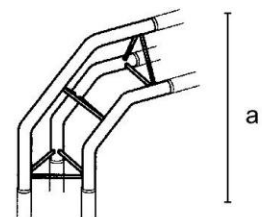
	7009A	7009B	7009C	7009D	7009E
 mm	h = 488 a = 150 b = 150 c = 150	h = 688 a = 150 b = 150 c = 150	h = 1188 a = 150 b = 150 c = 150	h = 2188 a = 150 b = 150 c = 150	h = 2988 a = 150 b = 150 c = 150
 Kg	1,38	1,90	3,40	6,10	8,30
 Pcs/m³	1	1	1	1	1
	CR    V	CR    V	CR    V	CR    V	CR    V

## 7010

Curva triangolare a 90° con punta alta.  
Triangular 90° curve with outside tip.  
Courbe triangulaire à 90° avec pointe externe.  
Дуга из лестницы тройной 90° сужающаяся кверху.



7010	
 mm	a = 300
 Kg	1,00
 Pcs/m³	1
	CR      V

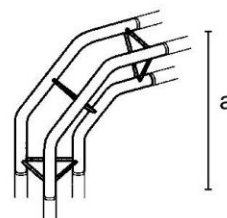




## 7011

Curva triangolare a 90° con punta bassa.  
 Triangular 90° curve with inside tip.  
 Courbe triangulaire à 90° avec pointe interne.  
 Дуга из лестницы тройной 90° сужающаяся книзу.

7011	
a = 300	
mm	
Kg	1,00
Pcs/m²	1
CR	V

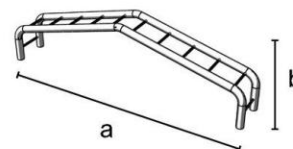


## 7012A

Timpano decorativo.  
 Decorative gable-gate.  
 Тумпан дècoratif.  
 Дуга декоративная.



7012A	
a = 960 b = 265	
mm	
Kg	2,00
Pcs/m²	1
CR	V

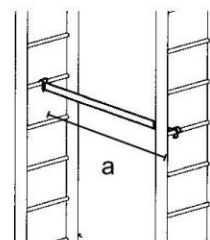


## 7013

Supporto appenderia telescopico in tubo ovale.  
 Telescopic support for oval tube clothes rail.  
 Support télescopique pour porte-vêtements en tube ovale.  
 Планка-вешало регулируемая в длину из овальной трубы.



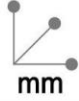



7013	
a = min 800 max 1350	
mm	
Kg	1,26
Pcs/m²	1
CR	

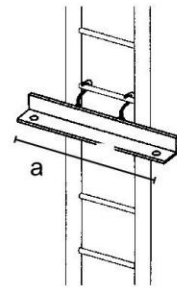




## 7014

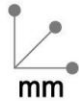



Mensola per ripiano passante diritta.  
Straight through shelf support bracket.  
Console pour rayon passant droit.  
Полкодержатель прямой сквозной.

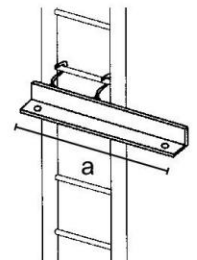
7014	
 mm	a = 300
 Kg	1,10
 Pcs/m³	5
	CR V



## 7015DX / 7016SX

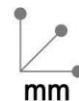



Mensola per ripiano sporgente diritto fisso dx e sx.  
Straight fixed right-left projecting shelf bracket.  
Console pour rayon saillant droit fixe droite et gauche.  
Полкодержатель прямой выступающий правый/левый.

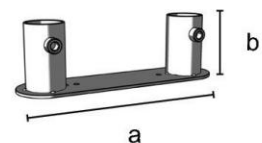
	7015DX	7016SX
 mm	a = 300	a = 300
 Kg	1,10	1,10
 Pcs/m³	5	5
	CR V	CR V




## 7017

Base a 2 tubi per montante art. 7000.  
2-tube base for pillar art. 7000.  
Base à 2 tubes pour montant art. 7000.  
База двойная для изд. 7000.






7017	
 mm	a = 170 b = 50
 Kg	0,23
 Pcs/m³	1
	CR V

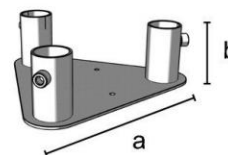




## 7018






Base a 3 tubi per montante art. 7009.  
3-tube base for pillar art. 7009.  
Base à 3 tubes pour montant art. 7009.  
База тройная для изд. 7009.

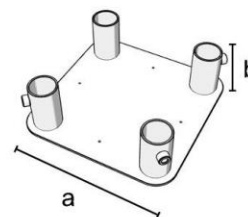
7018	
	a = 170 b = 50
 mm	
 Kg	0,40
 Pcs/m²	1
	CR      V



## 7019






Base a 4 tubi per montante art. 7003.  
4-tube base for pillar art. 7003.  
Base à 4 tubes pour montant art. 7003.  
База четверная для изд. 7003.

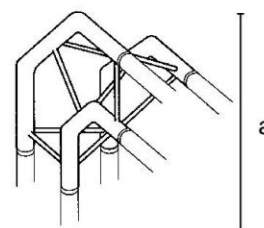
7019	
	a = 170 b = 50
 mm	
 Kg	0,61
 Pcs/m²	1
	CR      V



## 7020

Curva triangolare con punta laterale.  
Triangular curve with sideways tip.  
Courbe triangulaire avec pointe latérale.  
Дуга треугольная с боковым выступом.

7020	
	a = 300
 mm	
 Kg	1,00
 Pcs/m²	1
	CR      V

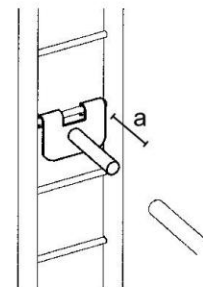




## 7021

Supporto per appenderia tubo Ø 25 mm.  
Clothes support tube Ø 25 mm.  
Support pour vêtement tube Ø 25 mm.  
Держатель трубы-вешала Ø 25 мм.

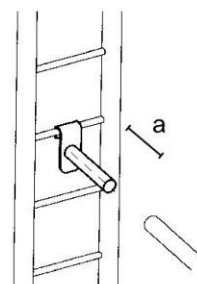
7021	
	a = 100
<b>mm</b>	
	0,18
<b>Kg</b>	
	2
<b>Pcs/m³</b>	
	CR
<b>Material</b>	V



## 7022

Supporto per appenderia tubo Ø 25 mm.  
Clothes support tube Ø 25 mm.  
Support pour vêtement tube Ø 25 mm.  
Держатель трубы-вешала Ø 25 мм.

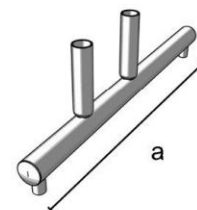
7022	
	a = 100
<b>mm</b>	
	0,18
<b>Kg</b>	
	2
<b>Pcs/m³</b>	
	CR
<b>Material</b>	V



## 7023

Base per banco.  
Counter base.  
Base pour comptoir.  
База для прилавка.

7023	
	a = 400
<b>mm</b>	
	1,20
<b>Kg</b>	
	2
<b>Pcs/m³</b>	
	CR
<b>Material</b>	V








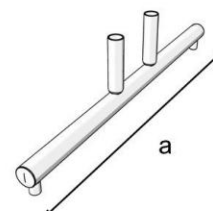




## 7024






Base per banco.  
Counter base.  
Base pour comptoir.  
База для прилавка.

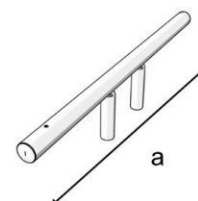
7024	
 a = 600	
 mm	
 Kg	1,60
 Pcs/m <sup>2</sup>	2
	CR      V



## 7025






Supporto per banco.  
Counter support.  
Support pour comptoir.  
База для прилавка.

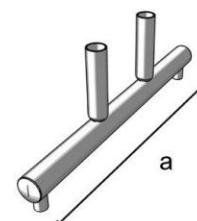
7025	
 a = 600	
 mm	
 Kg	1,40
 Pcs/m <sup>2</sup>	2
	CR      V



## 7026

Base disassata.  
Misaligned base.  
Base désaxée.  
База смещенная.





7026	
 a = 480	
 mm	
 Kg	1,50
 Pcs/m <sup>2</sup>	2
	CR      V

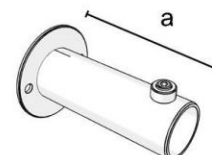




## 7027





Attacco a muro. Tubo Ø 28.  
Wall fixing. Tube Ø 28.  
Fixation à paroi. Tube Ø 28.  
Крепление к стене. Труба Ø 28 мм.


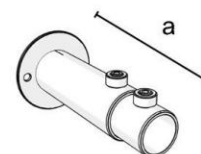
7027	
	a = 100
	0,45
	2
	CR      V



## 7028

Attacco a muro telescopico. Tubo Ø 30.  
Telescopic wall fixing. Tube Ø 30.  
Fixation télescopique à paroi. Tube Ø 30.  
Крепление к стене регулируемое. Труба Ø 30 мм.

7028	
	a = min 130 max 230
	0,40
	1
	CR      V

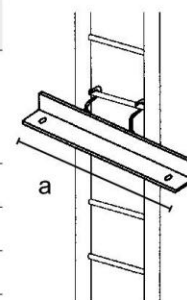




## 7030DX / 7030SX

Mensola per ripiano passante inclinato fisso.  
Fixed inclined crossing shelf bracket.  
Console pour étagère passante fixe inclinée.  
Полкодержатель сквозной наклонный фиксированный.


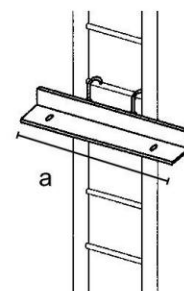
	7030DX	7030SX
<b>mm</b>	a = 300	a = 300
<b>Kg</b>	1,15	1,15
<b>Pcs/m²</b>	5	5
<b>Color</b>	CR    V	CR    V



## 7031

Mensola per ripiano passante diritto ribaltabile da montarsi in coppia con art. 7014.  
Straight overturning crossing shelf bracket to assemble coupled with art. 7014.  
Console pour étagère passante droite escamotable à assembler couplée à l'art. 7014.  
Полкодержатель сквозной прямой откидной для монтажа с изд. 7014.

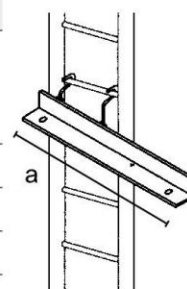
	7031
<b>mm</b>	a = 300
<b>Kg</b>	1,10
<b>Pcs/m²</b>	5
<b>Color</b>	CR    V



## 7032DX / 7032SX

Mensola per ripiano sporgente inclinato fisso.  
Fixed inclined projecting shelf bracket.  
Console pour rayon saillant fixe inclinée.  
Полкодержатель выступающий наклонный фиксированный.

	7032DX	7032SX
<b>mm</b>	a = 300	a = 300
<b>Kg</b>	1,15	1,15
<b>Pcs/m²</b>	5	5
<b>Color</b>	CR    V	CR    V

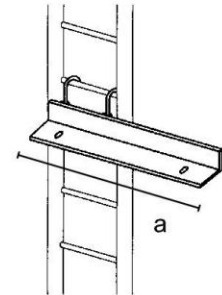




## 7033DX

Mensola per ripiano sporgente dritto ribaltabile da montarsi in coppia con art. 7016 sx.  
 Straight overturning projecting shelf bracket to assemble coupled with art. 7016 sx.  
 Console pour rayon saillant droite escamotable à assembler couplée à l'art. 7016 sx.  
 Полкодержатель выступающий прямой откидной для монтажа с изд. 7016 sx.

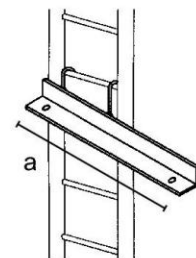
7033DX	
	a = 300
	mm
	1,10
	5 dx
	CR
	V



## 7034DX

Mensola per ripiano sporgente inclinato ribaltabile da montarsi in coppia con art. 7032 sx.  
 Inclined overturning projecting shelf bracket to assemble coupled with art. 7032 sx.  
 Console pour rayon saillant incliné escamotable à assembler couplée à l'art. 7032 sx.  
 Полкодержатель выступающий наклонный откидной для монтажа с изд. 7032 sx.

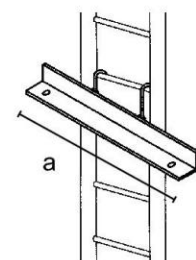
7034DX	
	a = 300
	mm
	1,13
	5 dx
	CR
	V



## 7035DX

Mensola per ripiano passante inclinato ribaltabile da montarsi in coppia con art. 7030 sx.  
 Inclined overturning crossing shelf bracket to assemble coupled with art. 7030 sx.  
 Console pour étagère passante inclinée escamotable à assembler couplée à l'art. 7030 sx.  
 Полкодержатель сквозной наклонный откидной для монтажа с изд. 7030 sx.





7035DX	
	a = 300
	mm
	1,13
	5 dx
	CR
	V

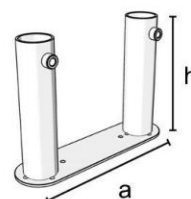




## 7036





Attacco a parete per montante art. 7000.  
Wall support for pillar art. 7000.  
Support à paroi pour montant art. 7000.  
Крепление к стене для изд. 7000.

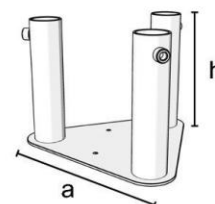
7036	
	h = 120 a = 170
	0,37
	1
	CR      V



## 7037





Attacco a parete per montante art. 7009.  
Wall support for pillar art. 7009.  
Support à paroi pour montant art. 7009.  
Крепление к стене для изд. 7009.

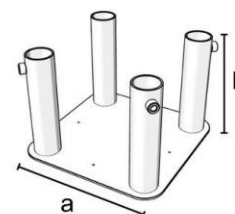
7037	
	h = 120 a = 170
	0,65
	1
	CR      V



## 7038

Attacco a parete per montante art. 7003.  
Wall support for pillar art. 7003.  
Support à paroi pour montant art. 7003.  
Крепление к стене для изд. 7003.





7038	
	h = 120 a = 170
	0,89
	1
	CR      V

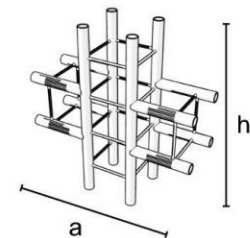




## 7039





Raccordo 4 vie complanari.  
4-way coplanar fitting.  
Raccord à 4 voies complanaires.  
Соединение с 4 направлениями крестообразное.


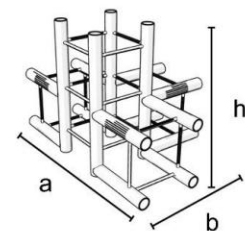
7039	
	h = 450 a = 450
<b>mm</b>	
 <b>Kg</b>	2,50
 <b>Pcs/m²</b>	1
	CR      V



## 7040





Raccordo 4 vie angolari.  
4-way angular fitting.  
Raccord à 4 voies angulaire.  
Соединение с 4 угловыми направлениями.

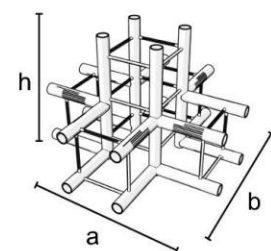
7040	
	h = 450 a = 450 b = 300
<b>mm</b>	
 <b>Kg</b>	2,70
 <b>Pcs/m²</b>	1
	CR      V



## 7041

Raccordo 5 vie.  
5-way fitting.  
Raccord à 5 voies.  
Соединение с 5 направлениями.






7041	
	h = 450 a = 450 b = 450
<b>mm</b>	
 <b>Kg</b>	3,10
 <b>Pcs/m²</b>	1
	CR      V

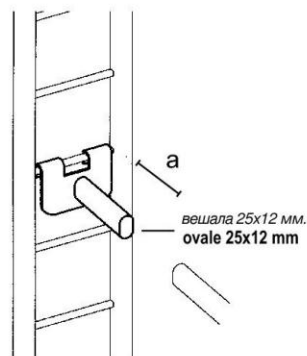




## 7042






Supporto appenderia per tubo ovale 30x15 mm.  
Clothes support for 30x15 mm oval tube.  
Support porte-vêtements pour tube ovale 30x15 mm.  
Держатель для овальной трубы-вешала 30x15 мм.

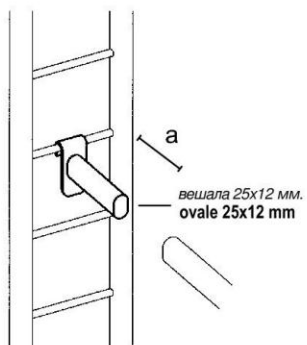
7042	
 a = 100	
 mm	
 Kg	0,22
 Pcs/m²	2
	CR V



## 7043






Supporto appenderia passante per tubo ovale 30x15 mm.  
Central clothes support for 30x15 mm oval tube.  
Support penderie central tube ovale 30x15 mm.  
Держатель скользящий для овальной трубы-вешала 30x15 мм.

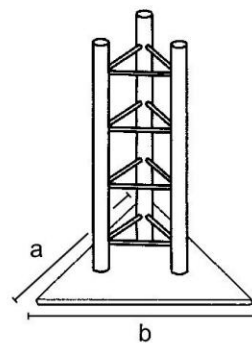
7043	
 a = 100	
 mm	
 Kg	0,19
 Pcs/m²	2
	CR V




## 7044

Base autoportante per montante art. 7009.  
Metal self supporting for art. 7009.  
Socle autoportant métallique pour art. 7009.  
База без фиксации для изд. 7009.





7044	
 a = 540 b = 480	
 mm	
 Kg	3,66
 Pcs/m²	1
	CR V

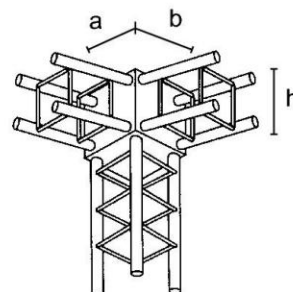




## 7045





Giunzione a cubo.  
Cubic joint.  
Joint cubique.  
Соединение кубическое.

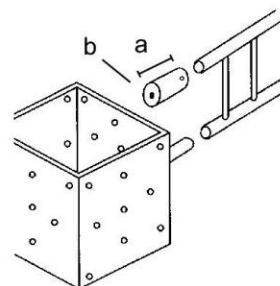
7045	
	h = 170 a = 170 b = 170
<b>mm</b>	
	1,60
	1
	CR V



## 7046





Tubetto di collegamento.  
Connection tube.  
Etau liaison tube.  
Трубочка соединительная.

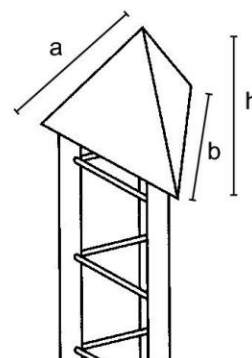
7046	
	a = 66 b = Ø 28
<b>mm</b>	
	0,91
	10
	CR V



## 7047

Piramide triangolare.  
Triangular pyramid.  
Pyramide triangulaire.  
Пирамида треугольная.

7047	
	h = 270 a = 190 b = 220
<b>mm</b>	
	1,15
	1
	CR V



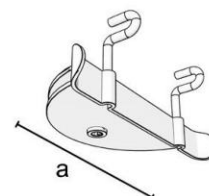




## 7048

Supporto centrale per cristallo 8 mm.  
Central crystal support 8 mm.  
Support centrale pour crystal 8 mm.  
Полкодержатель для стеклянных полок 8 мм.

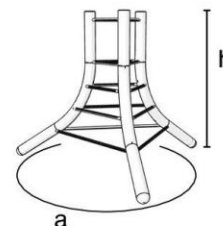
7048	
	a = 125
	0,53
	2
	CR   V



## 7050

Base autoportante triscala per espositore e tavolo.  
Self supporting triangular base for stands and table.  
Base autoportante triangulaire pour penderie et table.  
База без фиксации для витрины или стола.

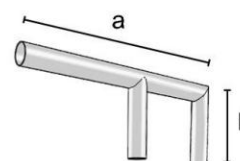
7050	
	h = 360 a = 570
	1,50
	1
	CR   V



## 7051A

Attacco a muro a 90° a spigolo vivo.  
90° vertical wall fitting.  
Fixation à paroi à 90°.  
Вертикальное соединение для крепления к стене под углом 90°.





7051A	
	h = 72 a = 325
	1,25
	4
	CR   V

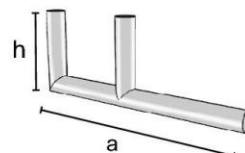




## 7051B





Base verticale a spigolo vivo.  
Vertical base.  
Base vertical.  
Вертикальная основа под углом 90°.

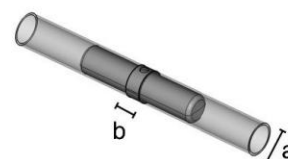
7051B	
	h = 72 a = 325
	1,25
	4
	CR V



## GIR25302

Espansore con fascia cromato.  
Chromium-plated expander with band.  
Expanseur chrome avec bande.  
Расширитель хромированный.

GIR25302	
	a = Ø 25 b = 12
	11,20 (box)
	200/420x250x170
	CR



<b>TRALICCIO 7000</b>				
<b>articolo</b>	<b>descrizione</b>	<b>cromato</b>	<b>verniciato</b>	<b>pl/legno/ns</b>
7000A	MONTANTE TRALICCIO A 2 TUBI MM. 488	15.50	14.00	
7000B	MONTANTE TRALICCIO A 2 TUBI MM. 688	19.50	18.50	
7000C	MONTANTE TRALICCIO A 2 TUBI MM. 1188	27.50	22.50	
7000D	MONTANTE TRALICCIO A 2 TUBI MM. 2188	42.00	36.50	
7000E	MONTANTE TRALICCIO A 2 TUBI MM. 2988	63.00	54.00	
7001	CURVA VERTICALE A 2 TUBI	15.50	14.00	
7002	CURVA ORIZZONTALE A 2 TUBI	17.50	16.00	
7003A	MONTANTE TRALICCIO A 4 TUBI MM. 488	30.50	26.50	
7003B	MONTANTE TRALICCIO A 4 TUBI MM. 688	39.50	34.00	
7003C	MONTANTE TRALICCIO A 4 TUBI MM. 1188	66.00	60.00	
7003D	MONTANTE TRALICCIO A 4 TUBI MM. 2188	107.00	99.00	
7003E	MONTANTE TRALICCIO A 4 TUBI MM. 2988	146.00	134.00	
7006	CURVA A 90° A 4 TUBI	44.00	36.50	
7007	RACCORDO 3 VIE A 4 TUBI	49.00	44.00	
7008	RACCORDO ANGOLARE 3 VIE A 4 TUBI	58.00	51.00	
7009A	MONTANTE TRIANGOLARE MM. 488	28.50	25.00	
7009B	MONTANTE TRIANGOLARE MM. 688	38.00	32.00	
7009C	MONTANTE TRIANGOLARE MM. 1188	56.00	53.00	
7009D	MONTANTE TRIANGOLARE MM. 2188	88.00	80.00	
7009E	MONTANTE TRIANGOLARE MM. 2988	126.00	115.00	
7010	CURVA TRIANGOLARE A 90° CON PUNTA ALTA	32.00	29.00	
7011	CURVA TRIANGOLARE A 90° CON PUNTA BASSA	32.00	29.00	
7012A	TIMPANO DECORATIVO X= 960 MM.	38.50	35.00	
7013	SUPPORTO APPENDERIA TELESCOPICO IN TUBO OVALE	25.50		
7014	MENSOLA PER RIPIANO PASSANTE DIRITTA	5.80	5.50	
7015DX	MENSOLA PER RIPIANO SPORGENTE DIRITTO FISSO DESTRA	6.10	6.00	
7016SX	MENSOLA PER RIPIANO SPORGENTE DIRITTO FISSO SINISTRA	6.10	6.00	
7031	MENS. RIP. PASS. DIR. RIBALT. DA MONT. IN COPPIA ART. 7014	6.10	6.00	
7033DX	MENS.RIP.SPORG.DIR.RIBALT.DA MONT. IN COPPIA ART.7016 SX	6.10	6.00	
7017	BASE A 2 TUBI PER MONTANTE ART. 7000	14.00	13.50	
7018	BASE A 3 TUBI PER MONTANTE ART. 7009	21.00	18.50	
7019	BASE A 4 TUBI PER MONTANTE ART. 7003	31.00	26.50	
7020	CURVA TRIANGOLARE CON PUNTA LATERALE	32.50	30.00	
7021	SUPPORTO PER APPENDERIA TUBO Ø 25 MM.	8.20	6.90	
7022	SUPPORTO PER APPENDERIA TUBO Ø 25 MM.	7.60	6.40	
7023	BASE PER BANCO 400 MM.	22.50	19.50	
7024	BASE PER BANCO 600 MM.	23.50	19.50	
7025	SUPPORTO PER BANCO 600 MM.	23.00	19.50	
7026	BASE DISASSATA 480 MM.	23.50	19.50	
7027	ATTACCO A MURO TUBO Ø 28	8.50	7.20	
7028	ATTACCO A MURO TELESCOPICO TUBO Ø 30	16.50	14.00	
7030DX	MENSOLA PER RIPIANO PASSANTE INCLINATO FISSO DX	6.10	6.00	
7030SX	MENSOLA PER RIPIANO PASSANTE INCLINATO FISSO SX	6.10	6.00	
7032DX	MENSOLA PER RIPIANO SPORGENTE INCLINATO FISSO DX	6.10	6.00	
7032SX	MENSOLA PER RIPIANO SPORGENTE INCLINATO FISSO SX	6.10	6.00	
7034DX	MENS.RIP.SPORG.INCL.RIBALT.DA MONT.IN COPPIA ART.7032 SX	6.10	6.00	
7035DX	MENS.RIP.PASS.INCL. RIBALT. DA MONT. IN COPPIA ART.7030 SX	6.10	6.00	
7036	ATTACCO A PARETE PER MONTANTE ART. 7000	15.00	14.00	
7037	ATTACCO A PARETE PER MONTANTE ART. 7009	22.50	19.00	
7038	ATTACCO A PARETE PER MONTANTE ART. 7003	32.50	27.50	
7039	RACCORDO A 4 VIE COMPLANARI	61.00	52.00	
7040	RACCORDO A 4 VIE ANGOLARI	67.00	55.00	
7041	RACCORDO A 5 VIE	79.00	69.00	
7042	SUPPORTO APPENDERIA PER TUBO OVALE 30X15 MM.	8.20	6.90	
7043	SUPPORTO APPENDERIA PASSANTE PER TUBO OVALE 30X15 MM.	7.60	6.40	
7047	PIRAMIDE TRIANGOLARE	45.50	41.00	
7048	SUPPORTO CENTRALE PER CRISTALLO	16.50	14.50	
7050	BASE AUTOPORTANTE TRISCALA PER ESPOSITORE E TAVOLO	54.00	47.50	
7051A	ATTACCO A MURO 90° A SPIGOLO VIVO	21.00	19.00	
7051B	BASE VERTICALE A SPIGOLO VIVO	21.00	19.00	
GIR25302	ESPANSORE CON FASCIA CROMATO	1.90		
4078	GHIERA	2.20		

Preise ab unseren Lokalitäten. Preisänderung vorbehalten.  
Diese Preisliste annulliert die vorhergehende.  
Lieferfrist ca. 4 Wochen ab Auftragsbestätigung. Exkl. MwSt

Prix départ de nos locaux. Sous réserve de modifications. TVA non incluse  
La présente liste annule et remplace toute précédente liste.  
Délai de livraison hors stock, env. 4 sem. dès confirmation commande.